



District Report Card: 2017


State: Delhi	District: East Delhi
Class: 5	Subject: Language
Schools: 60	Students: 1017


Participation/Coverage


Students

<div>GENDER</div> <div></div>	Boys		Girls	
	Number	%	Number	%
	467	45.92	550	54.08

<div>AREA</div> <div></div>	Rural		Urban	
	Number	%	Number	%
	85	8.36	932	91.64

<div>CATEGORY</div> <div></div>	SC		ST		OBC		GEN	
	Number	%	Number	%	Number	%	Number	%
	162	15.93	2	0.20	70	6.88	783	76.99

<div>CWSN</div> <div></div>	LD	VI	HI	S&LD	ID	Oth
	1	0	0	1	1	6

<div>Management</div> <div></div>	Government		Government-aided	
	Number	%	Number	%
	971	95.48	46	4.52

Average Performance of Students in Language (%)

Overall	Gender		Area		Management		Social Group			
	Male	Female	Rural	Urban	Govt.	Aided	SC	ST	OBC	GEN
50.83	47.84	53.37	55.76	50.38	50.60	55.65	48.52	43.33	48.19	51.56

Performance on Learning Outcomes (LOs)

Learning Outcomes	Description	Average Performance(%)
L504	Reads and comprehends independently storybooks, news items/ headlines, advertisements etc.	48.83
L508	Reads text with comprehension, locates details and sequence of events	51.83

Range of Performance of Students who Answered Correctly							
Below 30%		30% - 50%		50% - 75%		Above 75%	
Number	%	Number	%	Number	%	Number	%
177	17.40	306	30.09	419	41.20	115	11.31

Lowest Performing Learning Outcomes (LOs)

- 1 - Reads and comprehends independently storybooks, news items/ headlines, advertisements etc. (48.83)
- 2 - Reads text with comprehension, locates details and sequence of events (51.83)